




## Indoor Plant Care




### Alocais Polly

**Light:** Bright, indirect light.

**Water:** Soil should be moist, but not saturated.

**Fertilizer:** Every 2-3 weeks from March-September.




### Alocasia

**Light:** Medium to bright indirect light.

**Water:** Weekly in summer, bi-weekly in winter.

**Fertilizer:** Spring and summer months only; heavy on lime and calcium.



### Calathea

**Light:** Partial shade with moderate light distilled.

**Water:** Weekly in warm weather, bi-weekly in winter.

**Fertilizer:** Nitrogen rich in spring and mid-summer only.



## Indoor Plant Care



### Ficus Genseng

**Light:** Plenty of indirect sunlight.

**Water:** Water thoroughly when dry. Prefers moist soil.

**Fertilizer:** Every two weeks from spring until fall.



### Ponytail Palm

**Light:** Happiest in plenty of sunlight.

**Water:** Likes to be kept fairly dry.

**Fertilizer:** Twice a month in spring and summer; once a month in the winter.



### Peperomia


**Light:** Prefers bright, indirect light.

**Water:** Once weekly in spring/summer; once in fall/winter.

**Fertilizer:** Liquid fertilizer every 2-4 weeks during spring and summer; none in the winter.



## Indoor Plant Care



### Maranta

**Light:** Prefers medium, indirect light.

**Water:** Likes to be moist, but not wet.

**Fertilizer:** Year-round feeding every 1-2 months.



### Money Tree

**Light:** Medium to bright indirect light.

**Water:** Soil should be moist, but not saturated.

**Fertilizer:** Every two months from spring through summer.



### Philodendron


**Light:** Medium, indirect light.

**Water:** When top feels dry. Do not overwater.

**Fertilizer:** Every 1-3 months.



## Indoor Plant Care




### Snake Plant-Sansevieria

**Light:** Best in bright filtered light, but can adapt to low light.

**Water:** When soil is dry.

**Fertilizer:** Every 3 months.




### Pothos

**Light:** Can survive in artificial light and low light.

**Water:** Allow soil to dry between waterings.

**Fertilizer:** Feed every 2 weeks during spring and summer.



### Dracaena


**Light:** Will grow just about anywhere.

**Water:** Allow soil to dry between waterings.

**Fertilizer:** Once or twice a year.



## Indoor Plant Care



### Monstera (Swiss Cheese Plant)

**Light:** Medium to bright, indirect light.

**Water:** Filtered water every 1-2 weeks.

**Fertilizer:** Encourage soil aeration. Feed every 2 months.




### Haworthia Succulent

**Light:** Medium to low, indirect light.

**Water:** Water thoroughly, then let drain and dry. Repeat.

**Fertilizer:** Half strength, feed only in spring and fall in soil only; dormant in summer.



### Echeveria Succulent

**Light:** Bright, indirect light.

**Water:** Water thoroughly and let dry between waterings.

**Fertilizer:** Half strength every 3 months.



## Indoor Plant Care



### Sedum

**Light:** Full or partial sun.

**Water:** Well drained soil, water when dry. No standing water.

**Fertilizer:** Twice yearly during spring and fall.



### Kalanchoe

**Light:** Full or partial indirect sun.

**Water:** 2 times/week in well-drained soil.

**Fertilizer:** Every 1-2 months with half strength liquid fertilizer.